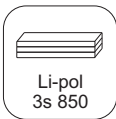


Crack Yak 1m



Kit Contents:

*Fuselage
*Wings
*Canopy
*Backbone
*Elevator

*Rudder
*SFG's
*Landing gear
*Wheel pant
*T-Canalyser

*Accessory pack

*Carbon parts:

- 2x- 3x0,5x500 ... Backbone reinforcement
- 2x- o1x500 ... Stabilizator pushrods
- 2x- o1,5x800 ... Wing spar

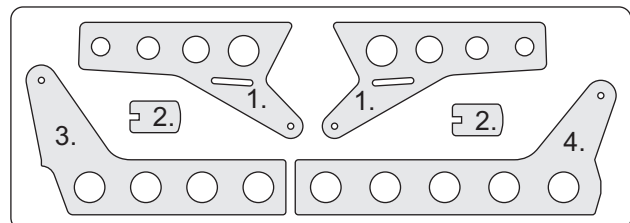
Accessory Pack Contents:

1x Landing gear plate
2x Pant brace
1x Tail skid
1x Plastic frame
1x Motor mount
2x Screw M2x16 ... Landing gear
4x Washer 2 ... Landing gear
4x Nut M2 ... Landing gear
2x Screw 2,9x6mm ... Landing gear

4x Screw 2,9x9mm ... Motor instalation
8x Plastic clevises
2x 2/1x0,5cm ... Plastic clevises reduction
2x Threaded end
2x Wheel
2x Vertical stab hinges
1x Wood spar
1x Push rod guides
2x Carbon 3(4)x0,5x150 ... Elevator reinforcement
2x Carbon o1,8x110mm ... Aileron pushrods

Plastic frame:

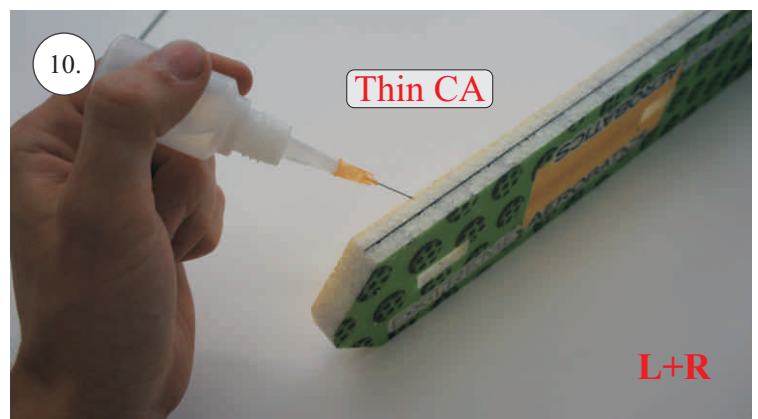





1. Aileron horn (2pcs)
2. Cross tab for aileron horn (2pcs)
3. Horizontal stabilizator horn
4. Vertical stabilizator horn









You Will Also Need:

* Sharp hobby knife
* Screwdriver
* Pliers
* File


* CA medium+thin, CA kicker
* Ruler
* Sandpaper 100-500
* Drill 2 and 3mm








21.




22.

Activator




23.

Medium CA




24.



25.

Thin CA


L+R



26.

Thin CA


L+R



27.

Carbon 1,5x800

Bottom side



28.

19mm

L+R

Bottom side







29.








Bottom side




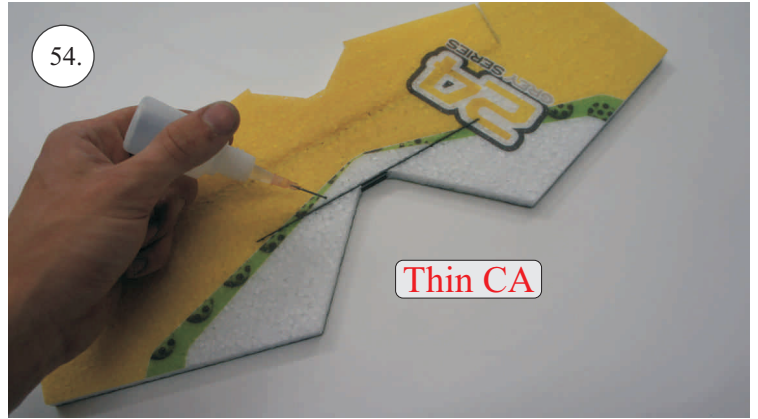












30.








NO














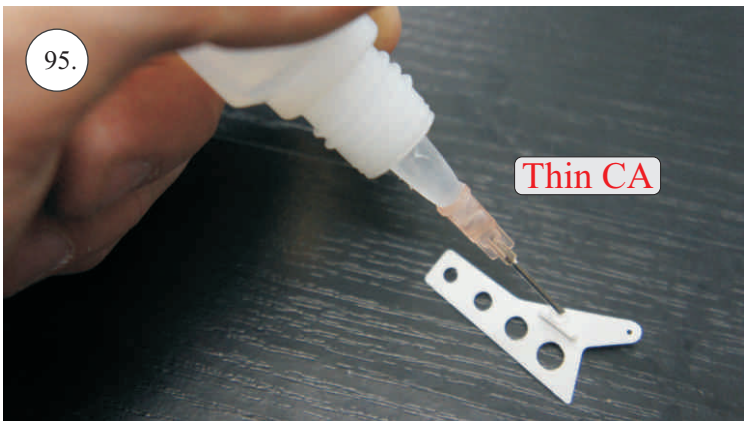
































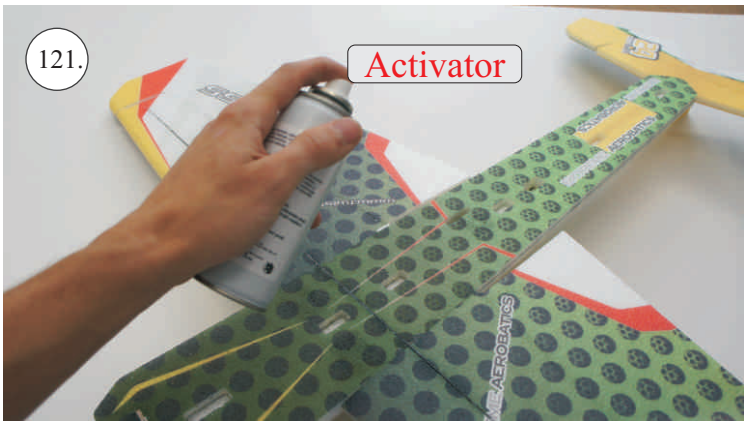









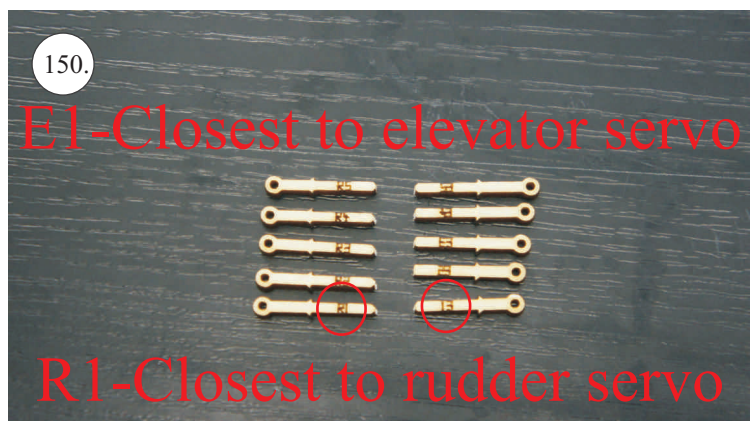









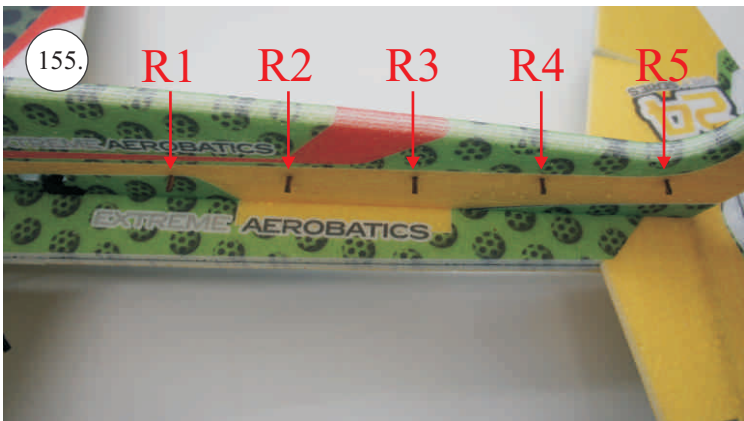






















































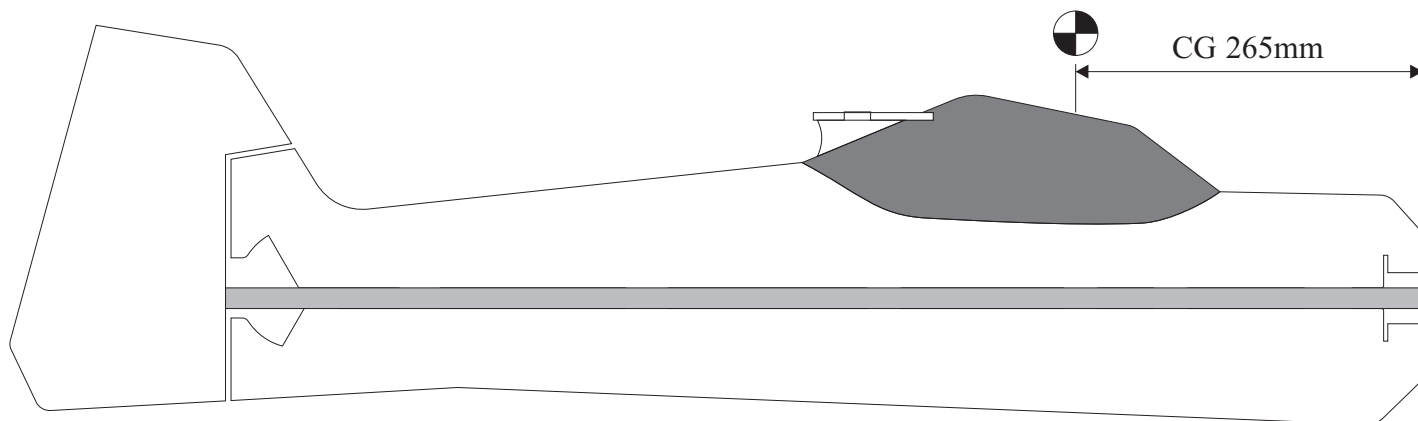








231.



We wish you many happy flying hours with the Crack Yak.

Your RC Factory team.